



M3

FLEXFLO® Peristaltic Metering Pump



Features

- > 5" touchscreen color LCD display
- > User-friendly configurations
- > Self priming peristaltic metering pump delivers smooth chemical feed
- > Tube Failure Detection (TFD) system senses tube failure
- > Inputs include: 4-20mA, Pulse Inputs, Industrial Protocols, Remote Start/Stop

Video link: 



NEMA 4X

Highlights

Flow range

.0002 - 33.3 GPH
.0007 - 126 LPH

Pressures

125 PSI
(8.6 bar)

Turndown ratio

10,000 : 1

Exclusive

Tube Failure Detection (TFD)

Motor

Brushless DC Motor

Warranty

5 Years

Control Methods

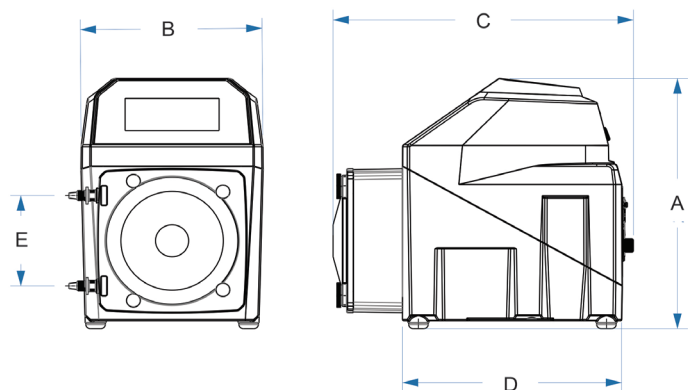
Control Methods	Manual Control	4-20mA Input	Remote Start/Stop	Pulse Input	Frequency Input	Ethernet/IP	Modbus TCP/IP	Profibus	Alarm Outputs
M3	•	•	•	•	•	•	•	•	•



Maximum Working Pressure (excluding pump tubes)	125 psig (8.6 bar) NOTE: See individual pump tube assembly maximum pressure ratings.
Maximum Fluid Temperature (excluding pump tubes)	185 °F (85 °C) NOTE: See individual pump tube assembly max. temperature ratings.
Maximum Viscosity	12,000 Centipoise
Maximum Suction Lift	30 ft. Water, 0 psig (9.14 m, 0 bar)
Ambient Operating Temperature	14 °F to 115 °F (-10 °C to 46 °C)
Ambient Storage Temperature	-40 °F to 158 °F (-40 °C to 70 °C)
Operating Voltage	115VAC/60Hz, 1ph (2.0 Amp Maximum)
	230VAC/60Hz, 1ph (1.0 Amp Maximum)
	220VAC/50Hz, 1ph (1.0 Amp Maximum)
	240VAC/50Hz, 1ph (1.0 Amp Maximum)
	230VAC/50Hz, 1ph (1.0 Amp Maximum)
Power Cord Options	115V60Hz = NEMA 5/15 (USA)
	230V60Hz = NEMA 6/15 (USA)
	220V50Hz = CEE 7/VII (EU)
	240V50Hz = AS 3112 (Australia/New Zealand)
Motor	Brushless DC, 1/4 hp
	10,000:1 (0.01% - 100% motor speed) Max RPM = 125
Motor Speed Adjustment Range	0.1% increments > 1% motor speed and < 100%
Motor Speed Adjustment Resolution	0.01% increments < 1% motor speed
Display	5" touchscreen color LCD, UV resistant.
Display Languages	English, Spanish, French, German, and Portuguese selectable
Maximum Overall Dimensions	8-1/4"W x 11-3/4"H x 13-1/4"D (20.9W x 29.8H x 34.5D cm)
Product Weight	25.4lb. (11.5 Kg)
Security	Programmable 6-digit password
Approximate Shipping Weight	30 lb. (13.6 Kg)
Enclosure	NEMA 4X (IP66), Polyester powder coated aluminum & Noryl
RoHS Compliant	Yes
Standards	cETLus, CE, NSF61

Dimensions

Dim	Inch	cm	Dim	Inch	cm
A	11-3/4"	29.8	D	10-1/2"	26.5
B	8-1/4"	20.9	E	4-1/4"	10.8
C	13-1/2"	34.5			



Non-wetted Components:

Enclosure: 413 Aluminum (Polyester powder coated) & Noryl

Pump Head: Valox® (PBT) thermoplastic

Pump Head Cover: Polycarbonate

Permanently lubricated sealed motor shaft support ball bearing.

Cover Screws: Stainless steel, polypropylene cap

Roller Assembly:

Rotor: Valox® (PBT)

Rollers: Nylon

Roller Bearings: SS Ball bearings

Motor Shaft: Chrome plated steel

TFD System Sensor: Hastelloy C-276

Power Cord: 3 conductor, SJTW-A water-resistant

Tube Installation Tool: GF nylon

Mounting Brackets and Hardware: 316 Stainless steel

Wetted Components:

Pump Tube Assembly:

Tubing: Flex-A-Prene®, Flex-A-Chem® or Flex-A-Thane®

Adapter Fittings: PVDF

Output Specifications

Feed Rate			Max Speed	Max Pressure	Max Temperature	Tube Material / Size
GPH	LPH	ML/Min	RPM	PSI (bar)	°F (°C)	
Flex-A-Prene® M3 Tube Pumps						
.0002 - 2.10	.0007 - 7.92	.0132 - 132	125	125 (8.6)	185 (85)	ND
.0025 - 25.3	.0096 - 96.0	.1596 - 1596	125	125 (8.6)	185 (85)	NJ
.0033 - 33.3	.0126 - 126	.2100 - 2100	125	125 (8.6)	185 (85)	NK
.0033 - 33.3	.0126 - 126	.2100 - 2100	125	30 (2.1)	185 (85)	NKL
.0004 - 4.76	.0018 - 18.0	.03 - 300	125	110 (7.6)	185 (85)	NEE
.0019 - 19.02	.0072 - 72.0	.12 - 1200	125	110 (7.6)	185 (85)	NGG
Flex-A-Chem® M3 Tube Pumps						
.0015 - 15.06	.0057 - 57.0	.0950 - 950	125	50 (3.4)	130 (54)	TH
.0028 - 28.5	.0108 - 108	.18 - 1800	125	50 (3.4)	130 (54)	TK
Flex-A-Thane® M3 Tube Pumps						
.0004 - 4.60	.0017 - 17.4	.0290 - 290	125	65 (4.5)	130 (54)	GE
.0010 - 10.1	.0038 - 38.4	.0637 - 637	125	65 (4.5)	130 (54)	GG
.0024 - 24.9	.0094 - 94.2	.1570 - 1570	125	65 (4.5)	130 (54)	GH
.0028 - 28.5	.0108 - 108	.1800 - 1800	125	65 (4.5)	130 (54)	GK
.002 - 18.23	.007 - 69.0	.115 - 1150	125	65 (4.5)	130 (54)	G2G

Model Number Matrix

FLEXFLO® Model Number

M3 FLEXFLO® Peristaltic metering pump									
Power Cord (operating voltage user selectable 115V/240 Vac 50/60Hz)									
4	115V / 60Hz, power cord NEMA 5/15 plug (US)				8	240V / 50HZ, power cord AS 3112 plug (AU/New Zealand)			
5	230V / 60Hz, power cord NEMA 6/15 plug (US)				9	230V / 50HZ, power cord BS 1363/A plug (UK)			
6	220V / 50HZ, power cord CEE 7/VI plug (EU)				X	No Power Cord			
Inlet/Outlet Connection Size, Connection Type, Connection Material									
S	3/8" OD x 1/4" ID Tube Compression Fitting, Natural PVDF (Kynar)								
M	1/2" Male NPT Fitting, Natural PVDF (Kynar)								
B	1/2" Hose Barb, Natural PVDF (Kynar), available for ND, NEE, NGG, NKL and G2G only								
C	1/2" - 3/4" Tri-clamp connections, Natural PVDF (Kynar), available for ND, NEE, NGG, NKL and G2G only								
Q	Quick Disconnect, Natural PVDF (Kynar), available for ND, NEE, NGG, NKL and G2G only. (valves sold separately)								
MB	1/2" Male BSPT Fitting, Natural PVDF (Kynar)								
Pump Tube Material, Pump Tube Size, Output Range									
ND	Flex-A-Prene® .075 ID .0002–2.10 GPH 125 PSI								
NEE	Flex-A-Prene® .093 ID .0004–4.76 GPH 110 PSI								
NGG	Flex-A-Prene® .187 ID .0019–19.02 GPH 110 PSI								
NHL	Flex-A-Prene® .250 ID .0017–17.4 GPH 65 PSI								
NK	Flex-A-Prene® .375 ID .0033–33.3 GPH 125 PSI								
NKL	Flex-A-Prene® .375 ID .0033–33.3 GPH 30 PSI								
GE	Flex-A-Thane® .125 ID .0004–4.60 GPH 65 PSI								
GG	Flex-A-Thane® .187 ID .0010–10.1 GPH 65 PSI								
G2G	Flex-A-Thane® .187 ID .002–18.23 GPH 65 PSI								
GH	Flex-A-Thane® .312 ID .0024–24.9 GPH 65 PSI								
GK	Flex-A-Thane® .375 ID .0028–28.5 GPH 65 PSI								
TH	Flex-A-Chem® .250 ID .0015–15.06 GPH 50 PSI								
TK	Flex-A-Chem® .375 ID .0028–28.5 GPH 50 PSI								
Options (leave this blank for standard model with left facing pump head inlet/outlet)									
R	Right facing pump head, input / output (Left facing fluid input / output is standard)								
D	Down facing pump head, input / output (Left facing fluid input / output is standard)								
M3	S	2	4	-	S	ND	R	Sample Model Number	