

2000 Pump



The 2000 gear joint pump offers best value and application versatility. The proprietary gear joint design effectively handles radial and thrust loads for maximum performance and long life.

Typical Applications

- Sewage lift stations and headworks
- Primary and tertiary sedimentation
- Grit removal
- Nitrification
- Thickening and conditioning
- Dewatering
- Multiphase fluid transfer
- Lease automatic custody transfer
- Adhesives
- Slurries
- Chemical metering
- Polymer
- Food and beverage processing
- Starches, slurries, and coatings
- Leaching / neutralization
- Flocculants

Capacity

- up to 1,022 m³/h

Pressure

- up to 103 bar

Temperature

- -10°C up to 110°C

Features and Benefits

Gear Joint Design

The uniform design of the ring gear and gear ball components create greater surface contact leading to less wear and better overall performance.

Materials of Construction

Available in cast iron or stainless steel, with a choice of rotor and stator materials to suit individual applications e.g. hard chrome plated rotor or natural rubber stator

Low Running Speeds

Reduced wear for a longer working pump life which extends the periods between routine maintenance. Think of the savings that could be realized on abrasive applications.

Viscous Products and Heavy Solids

Minimizes shear and crush damage to the pumped product, while maintaining a steady flow when pumping products with a high solids content.

Durable Coatings

Rotors can be supplied with specialized coatings to help extend the life of the rotors through improved wear and corrosion resistance.

High Pressure/Long Haul Pumping

Can offer considerable project cost savings by utilizing small borehole pipework and eliminating the need for series of pumps when pumping over long distances or with high head requirements.


Additional Features

- Standard flange and close-coupled models available
- Open inlet configurations in 1, 1.5, and 2-meter lengths to align with standard feed areas from centrifuges
- Independently driven bridge breakers for high viscosity, solids-laden fluids to eliminate products from bridging
- *Flush gland - Allows packing leakage to be flushed away from the pump, preventing potential damage to the seals and packing
- *Fiber deflector - Prevents ragging around the connecting rod and rotor head
- *Shaft sleeve - Protects drive shaft from wear in highly abrasive applications

2000 Pump Models


2000 G1 - Flanged Design

- Long-coupled, versatile pump
- Features patented joint seals to effectively protect the gear joints from pumpage contamination and a hollow drive shaft
- Optional features include shaft sleeve, fiber deflector, and flush gland



2000 G2 - Single Auger Feed

- Single auger feed mechanism to stuff product into the pump elements for increased fill efficiency
- Wide, open throat minimizes plugging that could occur in a standard inlet
- Capable of varying lengths to match wide feed areas from centrifuges and belt filter presses




2000 G3 - Bridge Breaker

- Ideal for handling semi-dry, high solids content fluids
- Features a series of finger mechanisms mounted on two counter-rotating shafts to eliminate accumulation of material in the throat of the pump
- Bridge breaker is independently driven for flexibility



2000 G4 - 45° Inlet Design

- 45° Inlet lowers friction loss and provides for gentler handling of the product
- Patented auger feed on the rotor head smoothly transfers product directly into the cavity without obstruction



2000 HS System

- Combines the high efficiency of the 2000 G4 pump and an integral hopper with a twin-screw auger feeder
- Efficiently handles over 50% solids content
- Concentric rotation in a close tolerance pressure tube allows the TSF to generate positive stuffing pressure to the pump inlet
- Intermeshing augers counter-rotate to create a pull-down effect and provide self-cleaning action

